


July Resource

Made by: MacKenzie Parish


Organizing Service Projects!



Step 1: Find an Idea for a Service Project



You can get them from several places



- A post of the WIUM Instagram (or other WIUM resource)
 - A neighboring club
 - Ideas from the Internet
- Asking past Key Clubbers



Step 2: Talk to your local board and Kiwanis

Getting in contact with your local board is the first step. This meeting should include:

- Tossing around details for the project
- Working out dates, volunteers, and a location
- Contacting your Kiwanis (if needed)
- Contacting a restaurant (if needed)




Step 3: Talk to your local club



Whether your meetings are weekly or bi-weekly, you should be getting to word out about projects ASAP

- Make sure people are interested
- Make sure the project doesn't interfere with other Key Club or school projects
- Possibly even start a Remind to make sure word gets out quickly



Step 4 : Contact the restaurant you wish to work with (if needed)

Many restaurants are willing to work with local Key Clubs, such as Culver's

- Ask them what day works best for them
- Ask them what kind of work your club would be doing
 - Ask how you would split the profits
- Work out any other details that need to be adjusted

